

# WHAT IT REALLY TAKES TO BE SELF-SUFFICIENT IN WARREN COUNTY, INDIANA

HOW MUCH IS ENOUGH? APPLYING THE SELF-SUFFICIENCY STANDARD AT A GLANCE

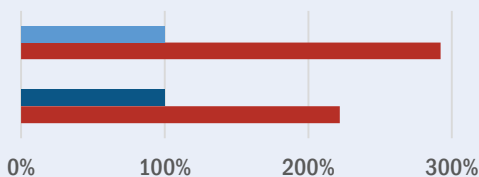
## THE SELF-SUFFICIENCY STANDARD DEFINED

The Self-Sufficiency Standard calculates how much income families of various sizes and compositions need in order to make ends meet **without public or private assistance.**

## COMPARING SELF-SUFFICIENCY WAGES WITH MINIMUM WAGE AND POVERTY

The Self-Sufficiency Standard Wage for this county is **292%** of Minimum Wage.

The Self-Sufficiency Standard Wage for this county is **223%** of the Federal Poverty Line.



■ Minimum Wage  
■ Federal Poverty Line  
■ Self-Sufficiency Standard Wage

Numbers are based on a family of three in this county.

1 ADULT  
1 PRESCHOOLER  
1 SCHOOL-AGE



## IT IS IMPOSSIBLE TO BE SELF-SUFFICIENT WHEN AN ADULT EARNS ONLY MINIMUM WAGE

At the current federal minimum wage of \$7.25 an hour, each adult in a family unit would have to work well more than 40 hours per week in order to meet basic needs without public or private assistance.

Compounding the problem, many minimum-wage-paying jobs do not offer full-time hours, requiring workers to balance multiple jobs and their schedules.

**116:54**

HOURS:MINUTES PER WEEK

How much time one minimum-wage employee must work in order to earn enough for **the entire family** to be self-sufficient if the family consists of

1 ADULT  
1 PRESCHOOLER  
1 SCHOOL-AGE CHILD




**67:24**

HOURS:MINUTES PER WEEK


How much time two minimum-wage employees each must work in order to earn enough for **the two adults** to be self-sufficient if the family consists of

2 ADULTS  
1 PRESCHOOLER  
1 SCHOOL-AGE CHILD



## BASIC BUDGET NEEDS FOR THIS COUNTY

MONTHLY COSTS



	1 ADULT	1 ADULT 1 PRESCHOOLER 1 SCHOOL-AGE	2 ADULTS 1 PRESCHOOLER 1 SCHOOL-AGE
Housing	\$513	\$644	\$644
Child Care	\$0	\$1,102	\$1,102
Food	\$230	\$526	\$722
Transportation	\$241	\$248	\$472
Health Care	\$173	\$469	\$529
Miscellaneous	\$116	\$299	\$347
Taxes	\$258	\$706	\$752
Earned Income Tax Credit (-)	\$0	(\$0)	(\$0)
Child Care Tax Credit (-)	\$0	(\$100)	(\$100)
Child Tax Credit (-)	\$0	(\$167)	(\$167)
<b>SELF-SUFFICIENCY WAGE</b>			
Hourly (per adult)	\$8.69	\$21.18	\$12.22
Monthly	\$1,530	\$3,728	\$4,301
Annual	\$18,358	\$44,734	\$51,617

**FOR MORE** To download the full report and data for all 472 family types, visit [www.IndianaSelfSufficiencyStandard.org](http://www.IndianaSelfSufficiencyStandard.org)



Annual child care expenses in this county  
1 PRESCHOOLER + 1 SCHOOL-AGE CHILD

**\$13,224**